

FOR PROS WITH PROFILE.

Every Metabo is checked thoroughly before leaving our factory. This precision pays off for our customers, especially with routers and planers. Their areas of application require absolute precision. Adjustments, trimming or dressing jobs demand precision to the millimetre. With routers, the safety aspect is also of importance. Good for whoever relies on Metabo. **Metabo. Work. Don't play.**





COMMON FEATURES

- Sturdy 2-column guide
- Robust plastic-covered aluminum die cast bearing flange
- Hardened and ground interchangeable collect chuck for precise concentricity of tools
- Spindle lock for easy router bit change
- Very suitable for moulding/routing heat-sensitive materials and plastics
- Thumbwheel for preselection of speed
- Turn the machine on and off without releasing the handle
- Aluminum die cast base plate with coating for easy sliding
- Parallel guide/ripping fence guided in prisms
- Auto-stop carbon brushes
- External dust extraction outlet



OFE 738



Of E 1229
Signal



Of E 1812

	710 Watt Electronic Router OFE 738	1200 Watt Electronic Router Of E 1229 Signal	1800 Watt Electronic Router Of E 1812
Special advantages			
■ Dial gauge for fine tuning the moulding/routing depth with 0.1. mm precision		•	
■ Three-level stop to preselect up to 3 different moulding/routing depths		•	•
■ Vario Constamatic (VC) full-wave electronics	•		
■ Vario Tacho Constamatic (VTC) full-wave electronics		•	•
■ Overload protection		•	
■ Precise parallel guide/ripping fence guided in prisms with fine adjustment		•	•
■ Can also be used in combination with the precision guide rail 6.31213	•	•	
■ Bayonet fitting of motor section in moulding/routing adapter	•		
■ Motor section suitable for actuating flexible shafts	•		
■ Motor section for fixed use in routing-drilling stand 700	•		
Comparative device characteristics			
Maximum stroke height	50 mm	50 mm	80 mm
No load speed	10.000 - 27.000 /min	5.000 - 25.500 /min	8.000 - 22.000 /min
Rated input power	710 W	1.200 W	1.800 W
Output power	430 W	780 W	1.200 W
Rated load speed	19.500 /min	25.500 /min	22.000 /min
Collet bore of collet chuck	8 mm	8 mm	12 mm
Weight (without mains cable)	3 kg	3,4 kg	5,1 kg
Standard equipment	Parallel guide/ripping fence, extraction connector, open-jawed spanner	Dial gauge for fine adjustment, fine adjustment parallel guide/ripping fence, extraction connector, open-jawed spanner	Fine adjustment parallel guide/ripping fence, extraction connector, open-jawed spanner
Type	OFE 738	Of E 1229 Signal	Of E 1812
Order no.	6.00738	6.01229 ■	6.01812 ■

EQUIPMENT FEATURES

- Robust plastic-covered aluminum die cast bearing flange
- Hardened and ground interchangeable collect chuck for precise concentricity of tools
- Vario Constamatic (VC) full-wave electronics
- Thumbwheel for preselection of speed
- Auto-stop carbon brushes
- Motor section for fixed use in routing-drilling stand 700
- Suitable for actuating flexible shafts



FME 737




710 Watt Electronic Router and Grinder Motor FME 737

Comparative device characteristics	
No load speed	10.000 - 27.000 /min
Rated input power	710 W
Output power	430 W
Rated load speed	19.500 /min
Collet bore of collet chuck	8 mm
Weight (without mains cable)	1,4 kg

Standard equipment 2 open-jawed spanner

Type **FME 737**
Order no. **6.00737**

Collets		Order no.
	For OFE 738, Of E 1229 Signal, FME737 and die grinders	
	3 mm	6.31947
	1/8" (3.18 mm)	6.31948
	6 mm	6.31945
	1/4" (6.35 mm)	6.31949
	For Of E 1812	
	8 mm	6.31946
	6 mm	6.31565
	1/4" (6.35 mm)	6.31566
	8 mm	6.31567
	3/8" (9.53 mm)	6.31568
	10 mm	6.31571
12 mm	6.31569	
	1/2" (12.7 mm)	6.31570

Accessories for router Of E 1812		Order no.
	Socket driver /connector With shaft Ø 12 mm and thread M 12 x 1 for router bits with M 12 x 1 female thread	6.31574
	Circle-cutting centering pin ▪ For inserting in one of the bars of the router's parallel guide/ripping fence, for milling circular grooves and similar work	6.31573
	Template followers ▪ For engraving text etc. using a template clamped on to the workpiece with guide bush	
	Diameter: 17 mm	6.31575
	Diameter: 24 mm	6.31576
	Diameter: 27 mm	6.31577
	Diameter: 30 mm	6.31578
	Diameter: 40 mm	6.31579

ANGLE GRINDERS

METAL PROCESSORS

HAMMERS

IMPACT DRILLS








DRILLS




SCREWDRIVERS

WOOD SANDING MACHINES



ROUTERS AND PLANERS





FOR OFE 738 AND OFE 1229 SIGNAL

		Order no.
	Parallel guide Parallel guide/ ripping fence with fine adjustment for routers OFE 738 and Of E 1229 Signal (supplied as standard)	6.31507
	Guide with guide roller <ul style="list-style-type: none"> For fitting on the parallel guide/ripping fence of routers OFE 738 and Of E 1229 Signal, for moulding/routing curved edges 	6.30360
	Circle-cutting centering pin <ul style="list-style-type: none"> For using in the parallel guide/ripping fence of routers OFE 738 and Of E 1229 Signal, for milling circular grooves and similar work 	6.31504
	Mitre guide <ul style="list-style-type: none"> Provides particularly good guidance for the routers OFE 738 and Of E 1229 Signal when working on the edges of boards and panels, (e.g. for cutting recesses for furniture fittings and mortise locks, or grooves for tongued edging strips) 	6.30103
	Intermediate plate <ul style="list-style-type: none"> For fixing on the base plate of routers OFE 738 and Of E 1229 Signal, especially suited for trimming edging strips flush with edges 	6.31503
	Circle-cutting guide <ul style="list-style-type: none"> For cutting out round openings, moulding/routing circular grooves, rounding off corners, etc., maximum circle diameter 350 mm 	6.31505
	Template followers Diameter: 9 mm	6.30105
	Diameter: 11 mm	6.30106
	Diameter: 17 mm	6.30118
	Diameter: 24 mm	6.30119
	Diameter: 27 mm	6.30120
	Diameter: 30 mm	6.30121


	Precision guide rail <ul style="list-style-type: none"> Clean-cut edges with no splintering thanks to the guide rail's plastic-extrusion strip edging – even with bevel cuts up to 45° Guide rail made of sturdy, anodised Aluminium extrusion Anti-slip backing provides safe and reliable support and protects the workpiece surface against scratches Guide rule, adjustable to eliminate play Overall length: 1.500 mm	6.31213
	Router guide For these tasks the 6.31503 intermediate plate must be fitted to the router's base plate <ul style="list-style-type: none"> Enables moulding/routing with routers OFE 738 and Of E 1229 Signal along the precision guide rail 6.31250/ 6.31213 	6.31248
	Metabox IV Metabox IV for Of E 1229 Signal Dimensions: 395 x 295 x 315 mm	6.24620

FOR OFE 738 AND OFE 1229 SIGNAL

		Order no.
	Flexible shaft <ul style="list-style-type: none"> Suitable for speeds of 7 500 to 30 000 rpm Bearing-mounted at both ends Equipped with collet for size 8 mm, 6.30979 Length: 1,3 m Driving shaft: 8 mm Collet bore: 8 mm Weight: 0,8 kg	6.30980
	Collets for flexible shaft 30980 Collet bore: 3 mm	6.30976
	Collet bore: 6 mm	6.30977
	Collet bore: 1/4" (6.35 mm)	6.30978
	Collet bore: 8 mm	6.30979

	<p>Flexible shaft</p> <ul style="list-style-type: none"> ■ Suitable for speeds of 20,000 to 30 000 rpm ■ Bearing-mounted at both ends ■ Equipped with collet for size 6 mm, 6.30714 ■ To drive the flexible shaft 6.27609 using the router's motor unit, the 8-mm collet on the tool must be replaced with the 6-mm collet 6.31945 <p>Length: 1,3 m Driving shaft: 6 mm Collet bore: 6 mm Weight: 0,8 kg</p>	Order no. 6.27609
	<p>Collets for flexible shaft 27609</p> <p>Collet bore: 6 mm</p> <p>Collet bore: 3 mm</p> <p>Collet bore: 1/4" (6.35 mm)</p>	6.30714 6.30715 6.30716
	<p>Clamping stand</p> <ul style="list-style-type: none"> ■ For clamping the router motor when working with the flexible shafts ■ Locating bore Ø 43 mm 	6.27354
	<p>Clamp</p> <ul style="list-style-type: none"> ■ For the secure fitting on a work table 	6.27107

FOR FME 737

	<p>Moulding/routing attachment for FME 737</p> <ul style="list-style-type: none"> ■ With this moulding/routing attachment, router and grinder motor FME 737 can be converted into a router 	Order no. 6.31501
---	--	----------------------

Work benches		Order no.
	NEW	0910064304 
<p>Flexo 500 universal table</p> <ul style="list-style-type: none"> ■ For the stationary use of Metabo jig saws, routers and circular saws (when using appropriate accessories) ■ With foldable stand and height adjustment ■ Sturdy steel construction and a large table top made from continuous strand casting 		

Special accessories for Flexo 500		Order no.
	<p>Router set</p> <p>For OFE 738, Of E 1229 Signal, Of E 1812</p> <p>Weight around 2.5 kg</p>	0910064380 
NEW		
	<p>Chip and dust extraction unit</p> <ul style="list-style-type: none"> ■ Extraction at two points: at chip box and at the top on the guard ■ Clear view of the work piece ■ Cleaner working environment <p>Extraction nozzle Ø: 100 mm</p>	0910064371 
NEW		
	<p>Mitre guide</p> <ul style="list-style-type: none"> ■ Length of rule: 250 mm ■ Angle area: +/- 60° 	0910064410 
NEW		

ANGLE GRINDERS

METAL PROCESSORS

HAMMERS

IMPACT DRILLS

DRILLS

SCREWDRIVERS

WOOD SANDING MACHINES

ROUTERS AND PLANERS

PRECISION AT THE EXTREME.

Precision cuts require precision tooling. If you want the best from your router do not sacrifice on the cutters. Metabo cutters are of a high standard, manufactured by tooling specialists with many years of experience and

by machines that can produce repeat profiles time and time again. Metabo router bits will give you what you need to perform clean, smooth, consistent cuts in safety.

Structure and function of Metabo routers



Cutting tools

The specification of the cutting tool material by the manufacturer is decisive for the quality of the cutter. Only top quality alloys of faultless structural consistence can meet the demands for a long service life. Selection and control of the cutting tools have high priority at Metabo.

HSS-tools

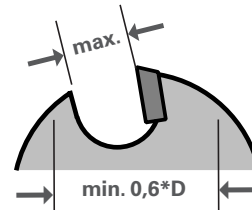
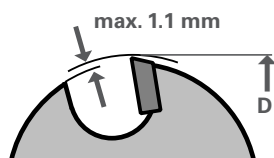
Ideal for use on soft woods, with reasonable life when processing hard-wood. Good price to performance ratio.

HM-routers

Ideal for use on hardwoods, kitchen worktops, and laminate boards. Various HM-qualities are processed and are matched to the cutters main application. Metabo also takes great care in the structural consistence of its hard-metal type cutters.

Shank

The drive shaft of the machine, collet and cutter shaft form a unit. The more accurate the individual components, the higher the possible accuracy of the router set. To ensure a safe seat of the cutter in the collet, all cutter-shanks of the Metabo cutters are ground to a tol. of -0.005 to -0.020 mm. The minimum clamping length on each cutter shank is 20 mm and the shank-ends are all chamfered.



Machine prerequisites

Only good spindle bearing seats, the optimal selection of clamping collets and the choice of the correct cutting speeds (dependent on spindle speed and cutter diameter) can bring forth the advantages of top quality cutters.

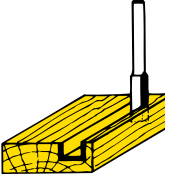
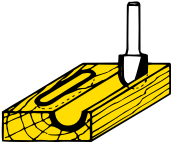
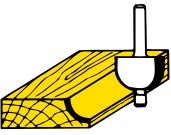
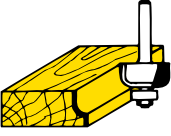
Safety standards




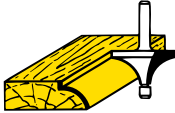
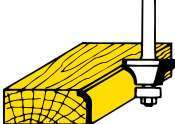
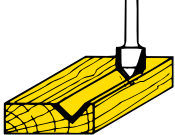
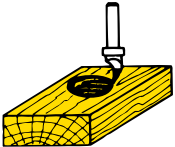
It goes without saying that all Metabo cutters comply with the German safety standards (BG-test model: Limitation

of chip thickness and gap) allow the user an optimal protection against injuries.

Router bits with 8 mm shank diameter

The router bits with two cutters are not suitable for free-hand working with the router motor OFE 738 and the router and grinder motor FME 737

Version	Dia- meter mm	Overall length mm	Usable length mm	Radius	Angle	Order no.
Straight bit						
						
HSS	3	45	6			6.30930
HSS	4	47,5	9,5			6.30931
HSS	5	48,5	11,5			6.30932
HSS	6	48,5	16			6.30933
HSS	8	51	19			6.30934
HSS	10	48	20			6.30935
HSS	12	52	20			6.30993
HSS	14	48	20			6.30994
HSS	16	52	20			6.30995
HSS	18		20			6.30996
HSS	20	52	20			6.30997
Carbide	3	51	11			6.31630
Carbide	4	51	11			6.31631
Carbide	5	51	11			6.30936
Carbide	6	50	19			6.30937
Carbide	8	50	20			6.30938
Carbide	10	50	20			6.30939
Carbide	12	52	20			6.30940
Carbide	14	52	20			6.31632
Carbide	16	52	20			6.30941
Carbide	18	52	20			6.31633
Carbide	20	52	20			6.30942
Carbide	22	57	25			6.31634
Carbide	24		20		15	6.31635
Carbide	25	57	10			6.31636
Core-box bit						
						
Carbide	9,5	45	7	4,75		6.31637
Carbide	12,7	40	9	6,35		6.30947
HSS	8		12	4		6.30943
HSS	12,7		9	6,35		6.30944
Core bit with pilot						
						
HSS	23,8	52	16	9,5		6.30955
Core bits with ball bearing						
						
Carbide	31,7	51,95	14,3	9,5		6.31638
Carbide	38,1	57	16	12,7		6.31639

Version	Dia- meter mm	Overall length mm	Usable length mm	Radius	Angle	Order no.
Beading bit						
						
HSS	15,5	40	10	5		6.30949
Beading bits with pilot						
						
HSS	27,8	52	16	9,5		6.30974
Beading bits with ball bearing						
						
Carbide	25,4	52,2	13,5	6,35		6.31645
Carbide	28,7	53,2	15	8		6.31646
Carbide	31,7	55,2	16,5	9,5		6.31647
Carbide	38,1	57,2	19,7	12,7		6.31648
Rounding-over bits with pilot						
						
HSS	17,5	50	14	6,35		6.30998
HSS	23,8	52	16	9,5		6.30948
Rounding-over bit with ball bearing						
						
Carbide	25,4	51,2	12,7	6,35		6.31641
Carbide	28,7		15	8		6.31642
Carbide	31,75	54,63	15,88	9,53		6.31643
Carbide	38,1	59	19,7	12,7		6.31644
V-groove bit						
						
HSS	11		14		60	6.30957
HSS	14	48	18		90	6.30958
Carbide	14	48	18		90	6.30959
Engraving bit						
						
Carbide	11	55	20		60	6.31640

ANGLE GRINDERS

METAL PROCESSORS

HAMMERS

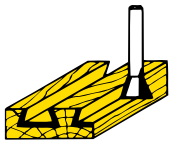
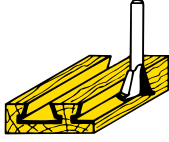
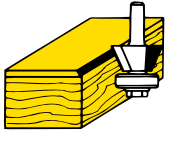
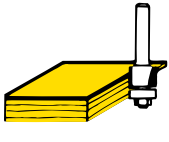

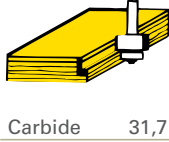
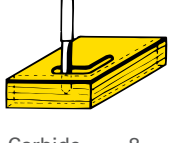
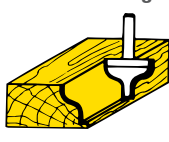

IMPACT DRILLS



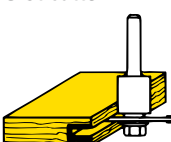
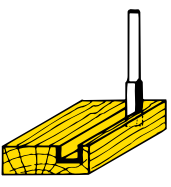
DRILLS

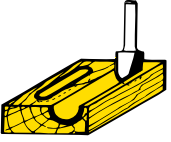


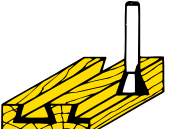

SCREWDRIVERS

WOOD SANDING
MACHINES

ROUTERS
AND PLANERS





Version	Dia- meter mm	Overall length mm	Usable length mm	Radius	Angle	Order no.
Dovetailing bits						
						
HSS	12,2		10		15	6.30952
Dovetailing bits with relieving tooth						
						
HSS	14,3		13,5		15	6.30951
Carbide	14,3	60	13,5		15	6.31649
Chamfering bits with ball bearing						
						
Carbide	24	50	10		45	6.31655
Flush trimming bits with ball bearing						
						
Carbide	12,7	70	25,4			6.31654
Rebating bits with pilot						
						
HSS	23,8		11,5			6.30954
Rebating bits with ball bearing						
						
Carbide	31,7	53	12,7			6.31653
Straight panel bit						
						
Carbide	8		19			6.31656
Multi-radius ogee bit						
						
HSS	30,1		23	7,2		6.30975
Multi-radius ogee bits A with pilot						
						
HSS	29		16,5	3/4		6.30964

Version	Dia- meter mm	Overall length mm	Usable length mm	Radius	Angle	Order no.
Multi-radius ogee bits B with pilot						
						
HSS	29		16,5	3/4		6.30965
Multi-radius ogee bits with ball bearing						
Carbide	31,7	53	12,7	4		6.31650
Carbide	38,1	59	19	6,35		6.31651
Multi-radius ogee bits with ball bearing						
Carbide	38,1	54	17,5	6,35		6.31652
Hinge mortising bit						
						
Carbide	26					6.31657
Carbide	35					6.31658
Slot cutter						
						
Carbide	40		1,5			6.23584
Carbide	40		2			6.23585
Carbide	40		2,5			6.23586
Carbide	40		3			6.23587
Carbide	40		3,5			6.23588
Carbide	40		4			6.23589
						Order no.
Arbor for slot cutter						6.30966
Shaft Ø: 8 mm						
Router bits with 12 mm shank diameter						
Router bit with 2 cutters, with shaft diameter: 12 mm, for router Of E 1812						
Version	Dia- meter mm	Overall length mm	Usable length mm	Radius	Angle	Order no.
Straight bit						
						
HSS	10	90	35			6.31610
Carbide	12	90	35			6.31611
Carbide	14	90	35			6.31612
Carbide	16	35	35			6.31613
Carbide	18	90	35			6.31614
Carbide	20		35			6.31615

Version	Dia- meter mm	Overall length mm	Usable length mm	Radius	Angle	Order no.
Core-box bit						
						
Carbide	16	54	18	8		6.31627
Carbide	24	54	18	12		6.31628
Beading bit						
						
Carbide	21		12	5		6.31623
Carbide	27	50	15	8		6.31624
Rounding-over bit with ball bearing						
						
Carbide	44,5		23	15,9		6.31622
Dovetailing bits						
						
Carbide	16	55	12	15		6.31625
Carbide	18		13	15		6.31626
Hinge mortising bit						
						
Carbide	26	90				6.31620
Carbide	35	90				6.31621










Router bits with 6 mm shank diameter

For free-hand working with the motor unit of router OFE 738, and the router and grinder motor FME 737 and the flexible shafts

Type	Version	Dia- meter mm	Overall length	Angle	Order no.
Router bits, medium-rough toothed Suitable for milling light alloys, copper, plastics, etc.					
					
Straight bit, rounded off	HSS	6			6.23570
					
Straight bit	HSS	6			6.23571
					
Straight bit	HSS	10			6.23572
					
Dovetail bit	HSS	12		10	6.23573

Type	Version	Dia- meter mm	Overall length	Angle	Order no.
					
Chamfering bit	HSS	10		16	6.23574
Router bits, fine toothed Suitable for milling light alloys, copper, brass, tin, plastics, etc.					
					
	HSS	4,5			6.23575
					
	HSS	12			6.23576
					
	HSS	12			6.23577
					
	HSS	12			6.23578
					
Dovetail bit	HSS	12		10	6.23579
					
	HSS	12			6.23580
					
Straight bit	HSS	10			6.23581

Mounted points

	Head Ø and height mm	Maximum permissible shaft length l_0 mm	Order no.
Mounted points made of pink aluminium oxide, shank diameter 6 mm			
	Ø 20 x 32	14	6.27411
	Ø 20 x 32	14	6.27412
	Ø 25 x 25	17	6.27413
	Ø 20 x 20	20	6.27415
	Ø 20 x 32	14	6.27416
	Ø 16 x 32	20	6.27417
	Ø 10 x 25	20	6.27418
Mounted points made of aluminium oxide, shank diameter 6 mm			
	Ø 25 x 32	8	6.27419
	Ø 25 x 32	8	6.27420

ANGLE GRINDERS

METAL PROCESSORS

HAMMERS

IMPACT DRILLS

DRILLS

SCREWDRIVERS

WOOD SANDING
MACHINESROUTERS
AND PLANERS

EQUIPMENT FEATURES

- For the environmentally-friendly removal of paint and varnish from even wooden surfaces, such as stairs, doors and windows
- Also suitable for processing untreated wood
- Up to 70 % time saving compared to conventional working methods, e.g. using chemical paint strippers
- Ideal for cutting grooves and trimming edges
- Variably adjustable chip removal setting
- Sheathed, sturdy die cast aluminum gear housing
- Universal motor with high capacity reserve
- Metabo S-automatic torque limiting clutch
- 4 reversible carbide blades with high tool life
- Vibration-free and thereby fatigue-free operation
- External dust extraction outlet
- Metabo winding protection grid



LF 724 S

EQUIPMENT FEATURES




- Robust planer with long planer base for a wide range of use
- Carbide planer blade
- Easy blade change using standard planer blade cassette system
- Variably adjustable planer depth and notch depth
- Aluminum die cast and milled cut planer base
- V-groove in front part of the planer base for easy chamfering
- Chip ejection to left and right (convertible)
- External dust extraction outlet
- Spring-mounted strap on the planer base for stopping machine




Ho 0882

710 Watt Paint Remover LF 724 S	
Comparative device characteristics	
Torque	2 Nm
Cutting edge cycle	80 mm
Maximum notch depth	unlimited
Lateral milling height	28 mm
Axial moulding/routing depth	0 - 0,3 mm
Radial moulding/routing depth	0,15 mm
Rated input power	710 W
Output power	400 W
No load speed	10.000 /min
Rated load speed	7.200 /min
Weight (without mains cable)	2,6 kg
Standard equipment	4 reversible carbide blades, extraction connector, adjusting wrench with handle, combo-spanner, carry case
Type	LF 724 S
Order no.	6.00724 ■

800 Watt Planer Ho 0882	
Comparative device characteristics	
Planing width	82 mm
Adjustable planing depth	0 - 3 mm
Maximum notch depth	23 mm
No load speed	12.000 /min
Rated input power	800 W
Output power	430 W
Rated load speed	8.200 /min
Length of planer base	290 mm
Weight (without mains cable)	3,3 kg
Standard equipment	Reversible carbide planer blade, guide fence, groove depth stop, extraction connector, allen key
Type	Ho 0882
Order no.	6.00882 ■

Accessories for LF 724 S	
	Order no.
	Reversible carbide blades
	Packing unit: 10
	Packing unit: 4
	Parallel guide/ripping fence
	Suction hose
	Hose length: 3,5 m
	Suction hose Ø: 27 mm

Accessories for LF 724 S	
	Order no.
	Carry case
	6.25449

EQUIPMENT FEATURES

- Handy and compact (not bigger than a hand planer)
- Carbide planer blade
- Easy blade change using standard planer blade cassette system
- Variably adjustable planer depth and notch depth
- Constamatic (C) full wave electronics for even planing results
- Reduced speed for reduced noise during no load
- Aluminum die cast and milled cut planer base
- V-groove in front part of the planer base for easy chamfering
- Guide fence for incline planing, tiltable up to 45°
- External dust extraction outlet
- Rotatable chip ejection support
- Spring-mounted strap on the planer base for stopping machine



Ho E 0983

**900 Watt
Electronic Planer
Ho E 0983**

Comparative device characteristics

Planing width	82 mm
Adjustable planing depth	0 - 3 mm
Maximum notch depth	20 mm
No load speed	12.000 /min
Rated input power	900 W
Output power	480 W
Rated load speed	11.000 /min
Length of planer base	250 mm
Weight (without mains cable)	3,1 kg

Standard equipment

Reversible carbide planer blade, inclinable guide fence, groove depth stop, allen key

Type
Order no.

Ho E 0983
6.00983

ACCESSORIES FOR HO 0882 AND HO E 0983

Planer blades		Order no.
	Reversible carbide planer blade Consisting of 2 reversible carbide planer 82 mm blades, suitable for most 82 mm wide planers	6.30282
	Rustic conversion kit Consisting of 2 HSS reversible planer blades with serrated edge, 2 pressure pads and 2-mm hexagon spanner	6.30565
	HPHSS reversible planer blade Consisting of 2 HSS reversible planer blades with serrated edge (without pressure pads); as spare	6.30566
	Chip bag For collecting small amounts of shavings	6.30888
	Clamp bracket for planer For stationary use of the planer (as surface planer) Clamp 6.27107 for fastening the stand securely on a workbench	6.31599
	Clamp ■ For the secure fitting on a work table	6.27107

ACCESSORIES FOR HO 0882

	Order no.	
	Guide fence Can be tilted outwards up to 45° for incline planing (Standard equipment for planer Ho E 0983)	6.30991
	Sheet steel carry case	6.31382

ACCESSORIES FOR HO E 0983

	Order no.	
	Sheet steel carry case Planer Ho E 0983 can, for the purposes of reversing and changing the blades, be securely placed in carry case	6.31394

ANGLE GRINDERS

METAL PROCESSORS

HAMMERS

IMPACT DRILLS

DRILLS

SCREWDRIVERS

WOOD SANDING MACHINES

ROUTERS AND PLANERS